

# SANJEETH PERUMBALLY

Civil Engineer | BIM Modular Specialist

+966 544795910 | +91 7356912620

[sanjuinfo369@gmail.com](mailto:sanjuinfo369@gmail.com)

[www.linkedin.com/in/sanjeeth-perumbally-544369b7](https://www.linkedin.com/in/sanjeeth-perumbally-544369b7)

Al Muzahmiya, Saudi Arabia



## PROFESSIONAL SUMMARY

*Civil Engineer (BIM Modular Specialist) with over 11 years of experience in infrastructure, road, and building projects across Saudi Arabia and India. Expert in implementing Building Information Modeling (BIM) methodologies to optimize design coordination, 3D/4D modeling, clash detection, and digital construction workflows. Skilled in Revit, Civil 3D, Navisworks, Primavera, and Oracle Aconex. Strong ability to lead multidisciplinary coordination, ensure constructability, and deliver model-based documentation with precision and compliance.*

## PROFESSIONAL EXPERIENCE

### Civil Engineer / BIM Modular Specialist

*Al Fuwaileh Contracting Est. | Hofuf, Al Hasa, Saudi Arabia May 2024 – Present*

- Manage BIM coordination and design integration for Qiddiya Road Improvement Project.
- Develop and maintain Revit and Civil 3D models for roads, utilities, drainage, and structures.
- Conduct clash detection and model validation using Navisworks to resolve conflicts pre-construction.
- Generate 4D sequencing and digital progress simulations linked to Primavera P6.
- Control BIM documentation through Oracle Aconex, ensuring traceable and compliant submissions.
- Deliver as-built federated BIM models integrating site and survey data for digital handover.

### Civil Engineer / BIM Modeler

*Friends Engineers & Designers | Kerala, India Apr 2022 – Apr 2024*

- Produced high-detail 3D BIM models (LOD 300–400) for residential and commercial projects.
- Coordinated Architectural–Structural–MEP systems to achieve fully integrated models.
- Executed clash detection and design validation using Navisworks Manage
- QTO, cost estimation, and schedule integration directly from model data.
- Created standardized Revit templates and families to improve modeling efficiency.

## CORE EXPERTISE

- BIM Execution Planning
- LOD 100–500 Modeling
- Clash Detection
- Model Coordination
- Validation
- Quantity Take-Off (QTO)
- Document Control (Aconex)
- Primavera P6 Planning

## CERTIFICATIONS

- Professional Course in Building Information Modeling (BIM) – CADD International.
- Saudi Council of Engineers Certificate- Civil Engineering
- Master Diploma in Interior & Exterior Design – RIT CAD
- Registered Civil Engineer (LSGD) – Govt. of Kerala

## EDUCATION

B.E. Civil Engineering – Anna University, Chennai (CGPA: 8.13)

- Created standardized Revit templates and families to improve modeling efficiency.
- Prepared 4D visual simulations for design presentations and construction planning.

#### **Accredited Engineer (MGNREGS)**

##### ***Government of Kerala, India Nov 2018 – Apr 2022***

- Introduced BIM-based visualization and planning for rural infrastructure development.
- Prepared 3D models and cost estimations using Revit and Civil 3D.
- Coordinated survey and design data integration for accurate topographic modeling.
- Supervised execution ensuring compliance with digital design intent and quality standards.

#### **Site Engineer / Civil Designer**

##### ***SS Constructions | Kerala, India Jun 2015 – Aug 2018***

- Supervised site execution activities, ensuring compliance with design drawings, specifications, and safety standards.
- Prepared construction layouts, estimates, and material quantity calculations for residential and commercial projects.
- Coordinated with clients, consultants, and subcontractors to resolve technical issues and maintain progress schedules.
- Monitored quality control, workmanship, and safety procedures throughout all stages of construction.

#### **Technical Leader Interior and Exterior Design**

##### ***CADD Center | Kerala, India May 2014 – Jun 2015***

- Led training programs in interior and exterior design using Revit, AutoCAD and 3Ds Max.
- Prepared and reviewed architectural and interior layouts ensuring functional efficiency and aesthetics.
- Guided teams in design development, detailing, and client presentation techniques.
- Delivered high-quality design renders and visual presentations for project demonstrations.

#### **DECLARATION**

I declare that the above information is true and accurate to the best of my knowledge.

  
 — Sanjeeth Perumbally

#### **TECHNICAL PROFICIENCIES**

##### **BIM Tools:** *Revit*

*(Arch/Struct/MEP), Civil 3D, Navisworks Manage.*

##### **Project Tools:** *Primavera P6,*

*Oracle Aconex.*

##### **Design Tools:** *AutoCAD, 3Ds Max*

*Documentation: MS Office (Word, Excel, PowerPoint), Adobe Suite*

##### **Standards:** *ISO 19650, PAS 1192,*

*Qiddiya BIM Manual, Cobie, IFC*

#### **STRENGTHS**

- Leadership
- Coordination
- Analytical Thinking
- Digital Innovation
- Quality & Safety Focus
- Team Collaboration

#### **PERSONAL DETAILS**

- Date of Birth: 12 Mar 1990
- Nationality: Indian
- Marital Status: Married
- Religion: Islam

# Course Completion Certificate

## Professional



This is to certify that

**SANJEETH PERUMBALLY**

has successfully completed the course

**PROFESSIONAL COURSE ON BIM**

During the Period from **01-01-2025** to **03-10-2025**

Grade: **A** Certificate ID : **116946**

Centre : **Mavoor road - Calicut(CIK02)**



**KHDA PERMIT NO : 60874**

By virtue of Law No. (30) of 2019

QAMS is the certification authority board on behalf of UIT group International -Dubai, processed and issuing this certificate after verification process. This is the authentication for the genuinity of the certificate and this student has successfully completed the course which is mentioned in the certificate. To assure the genuinity of this certificate, please verify the QR code.



Verification of this certificate

[www.caddintl.com/certificate/116946](http://www.caddintl.com/certificate/116946)

**DIRECTOR**

**CADD**  
INTERNATIONAL

Corp Office :

**CADD INTERNATIONAL - UIT Training Institute**

Office No.504, Single Business Tower, Business Bay, Dubai

UIT training institute accredited by



Student Name : **SANJEETH PERUMBALLY**

Student ID No : **UIT12299**



Certified Course : **PROFESSIONAL COURSE ON BIM**

**Software Competency**

<p><b>Navisworks</b></p> <ul style="list-style-type: none"> <li>Navigation control</li> <li>Selection sets</li> <li>Visual project model reviews</li> <li>Clash detection</li> <li>Clearance test</li> <li>Rule generation</li> <li>Custom clash detection</li> <li>Timeliner</li> <li>Linking the bim model</li> <li>Animator</li> <li>Quantification</li> <li>Rendering</li> <li>Project</li> </ul> <p><b>Primavera</b></p> <ul style="list-style-type: none"> <li>About Primavera</li> <li>Data Structure of Primavera</li> <li>Work Breakdown Structure</li> <li>Relationships</li> <li>Constraints</li> <li>Resource Management</li> <li>Cost Estimation</li> <li>Duration Types</li> <li>Updating Project Progress</li> <li>Tracking Project Progress</li> <li>Reports in Primavera Client</li> <li>Import &amp; Export</li> <li>Project</li> </ul> <p><b>Revit Architecture</b></p> <ul style="list-style-type: none"> <li>Autodesk Revit</li> <li>Introduction to BIM</li> <li>Setting up levels and grids</li> </ul>	<ul style="list-style-type: none"> <li>Modeling</li> <li>Working with views and visibility graphics</li> <li>Adding and modifying components</li> <li>Setting up site</li> <li>Applying and modifying annotation tools</li> <li>Creating construction documents</li> <li>Taking quantity and material schedules</li> <li>Creating details</li> <li>Massing studies</li> <li>Space planning and area</li> <li>Family creation</li> <li>Visualization</li> <li>Solar study</li> <li>Rendering and walkthrough</li> <li>Project</li> </ul> <p><b>Revit MEP</b></p> <ul style="list-style-type: none"> <li>MEP Projects</li> <li>Basic Drawing and Editing tools</li> <li>Creating and Applying a view Template</li> <li>Modifying System Settings</li> <li>Creating &amp; Designing Mechanical Air &amp; Pipe Systems</li> <li>Creating &amp; Designing Electrical System</li> <li>Creating &amp; Designing a Plumbing System</li> <li>Creating a Fire Protection System</li> <li>Designing a Fire Protection System</li> <li>Detailing of Project</li> <li>Documentation of a Project</li> <li>Family Creation</li> <li>Import/Export</li> <li>Construction Documents</li> <li>Engineering Aspects of Revit MEP</li> </ul>	<ul style="list-style-type: none"> <li>Understanding Work sharing</li> <li>Preparing the central file</li> <li>Preparing the Local Files</li> <li>Project</li> </ul> <p><b>Revit Structure</b></p> <ul style="list-style-type: none"> <li>Introduction to BIM concept</li> <li>Graphical User Interface</li> <li>Levels – Full detailing</li> <li>Structural Theory</li> <li>Grid setting</li> <li>Concrete structures</li> <li>Flooring – editing</li> <li>Reinforcement – theory</li> <li>Column reinforcement</li> <li>Beam reinforcement</li> <li>Floor reinforcement</li> <li>Structural wall reinforcement</li> <li>Stair and stair reinforcement</li> <li>Layout setting</li> <li>Family creation</li> <li>Steel structures</li> <li>Rendering</li> <li>Export Image</li> <li>Project</li> </ul> <p><b>BIM Collaborate Pro</b></p> <ul style="list-style-type: none"> <li>Introduction to BIM 360</li> <li>Project Setup</li> <li>Document Management</li> <li>Permissions Management</li> <li>Markups &amp; Issues Tracking</li> <li>Design Collaboration</li> <li>Shared Folders for Model Updates</li> </ul>	<p>Revit and BIM Integration</p>
---	--	--	----------------------------------



CADD International Certificate & Competency skill developed & Trained based on industry requirement with our experience of more than thousand corporate official trainings

This is a computer generated certificate. For more details please visit [www.caddinternational.in](http://www.caddinternational.in)

# Course Completion Certificate

## Professional



This is to certify that

**SANJEETH PERUMBALLY**

has successfully completed the course

**PROFESSIONAL COURSE ON CIVIL 3D**

During the Period from **17-02-2025** to **12-03-2025**

Grade: **A** Certificate ID : **116800**

Centre : **Mavoor road - Calicut(CIK02)**



**KHDA PERMIT NO : 60874**

By virtue of Law No. (30) of 2019

QAMS is the certification authority board on behalf of UIT group International -Dubai, processed and issuing this certificate after verification process. This is the authentication for the genuinity of the certificate and this student has successfully completed the course which is mentioned in the certificate. To assure the genuinity of this certificate, please verify the QR code.



Verification of this certificate

[www.caddintl.com/certificate/116800](http://www.caddintl.com/certificate/116800)

**DIRECTOR**

**CADD**  
INTERNATIONAL

Corp Office :

**CADD INTERNATIONAL - UIT Training Institute**

Office No.504, Single Business Tower, Business Bay, Dubai

UIT training institute accredited by

**AUTODESK®**  
Authorised Training Centre



**QAMS**

**ACTVET**  
Abu Dhabi Centre for  
Technical and Vocational  
Education and Training  
مركز أبوظبي  
للمهارة والتدريب  
التقني والمهني

هيئة المعرفة والتنمية البشرية  
KNOWLEDGE & HUMAN DEVELOPMENT AUTHORITY

حكومة الشارقة  
GOVERNMENT OF SHARJAH  
SHARJAH EDUCATIONAL COUNCIL  
مجلس الشارقة للتعليم



Student Name : **SANJEETH PERUMBALLY**

Student ID No : **UIT12276**



Certified Course : **PROFESSIONAL COURSE ON CIVIL 3D**

### Software Competency

#### Civil 3D

- Creating templates and reports
- Intersections
- Importing/Exporting points
- Surface creation
- Surface analysis
- Grading
- Assembly
- Corridor
- Junction design
- Round about design
- Pipe work
- Project

Competency of the Certificate



CADD International Certificate & Competency skill developed & Trained based on industry requirement with our experience of more than thousand corporate official trainings  
This is a computer generated certificate. For more details please visit [www.caddinternational.in](http://www.caddinternational.in)



# MASTER DIPLOMA

IN INTERIOR AND EXTERIOR DESIGNING

Awarded to SANJEETH.P

in MASTER DIPLOMA IN INTERIOR & EXTERIOR DESIGNING

at RIT CENTER, NILAMBUR

during 2008-2010 Reg. No. 786IED118



  
RIT CENTER  
★ Pin: 679 329  
Director

MUHSIN KHAN. K

Instructor

07/07/2010

Date of Issue

**THE POWER TO BRING  
YOUR IDEAS TO LIFE.**

# Certificate of Completion

## Congratulations!

The Autodesk® Authorized Training Center (ATC®) course you have completed was designed to meet your learning needs with professional instructors, relevant content, authorized courseware, and ongoing evaluation by Autodesk.

The ATC network helps professionals achieve excellence in using our software products.

Certificate No. 1ZLOZL3557

Sanjeeth P  
Name

AutoCAD 2010 Level I & II  
Course Title


AutoCAD  
Product

Vimesh Ummer  
Instructor

2010-03-20  
Date

41 - 100 hours  
Course Duration

CAD Center, Indian Educational Enterprises (P) Ltd - MANJERI  
Authorized Training Center



A handwritten signature in cursive that reads "Carl Bass".

Carl Bass  
President, Chief Executive Officer

# Autodesk®

Autodesk and ATC are registered trademarks of Autodesk, Inc. in the USA and/or other countries. All other trademarks, product names, or logos are the property of their respective holders. © 2009 Autodesk, Inc. All rights reserved.

**THE POWER TO BRING  
YOUR IDEAS TO LIFE.**

# Certificate of Completion

## Congratulations!

The Autodesk® Authorized Training Center (ATC®) course you have completed was designed to meet your learning needs with professional instructors, relevant content, authorized courseware, and ongoing evaluation by Autodesk.

The ATC network helps professionals achieve excellence in using our software products.

Certificate No. 1CKBCKBH12

Sanjeeth P  
Name


Revit Architecture 2010  
Course Title

Autodesk Revit Architecture  
Product

Amritha A.K  
Instructor

2010-03-20 41 - 100 hours  
Date Course Duration


CAD Center, Indian Educational Enterprises (P) Ltd - MANJERI  
Authorized Training Center



Carl Bass  
President, Chief Executive Officer

# Autodesk®

Autodesk and ATC are registered trademarks of Autodesk, Inc. in the USA and/or other countries. All other trade names, product names, or trademarks belong to their respective holders. © 2009 Autodesk, Inc. All rights reserved.



**THE POWER TO BRING  
YOUR IDEAS TO LIFE.**

# Certificate of Completion

## Congratulations!

The Autodesk® Authorized Training Center (ATC®) course you have completed was designed to meet your learning needs with professional instructors, relevant content, authorized courseware, and ongoing evaluation by Autodesk.

The ATC network helps professionals achieve excellence in using our software products.

Certificate No. 191078EDTE

Sanjeeth P  
Name


3DS Max Design 2010  
Course Title

Shanavas S  
Instructor

3DS Max Design  
Product

2010-03-20 41 - 100 hours  
Date Course Duration

CAD Center, Indian Educational Enterprises (P) Ltd - MANJERI  
Authorized Training Center



Carl Bass  
President, Chief Executive Officer

# Autodesk®

Autodesk and ATC are registered trademarks of Autodesk, Inc. in the USA and/or other countries. All other trade names, products, and services are the property of their respective holders. © 2009 Autodesk, Inc. All rights reserved.



# Anna University



Reg.No. 100104814057/RG

*The Syndicate of the Anna University hereby makes known that*  
**SANJEETH P** *has been admitted to the* **DEGREE OF BACHELOR OF ENGINEERING** *in* **CIVIL ENGINEERING** *under the Faculty of Civil Engineering, having completed the prescribed programme of study and having been certified by the duly appointed examiners to be qualified to receive the same, and has been placed in* **FIRST CLASS** *at the Examination held in* **APRIL 2014.**

*Given under the Seal of the University*

